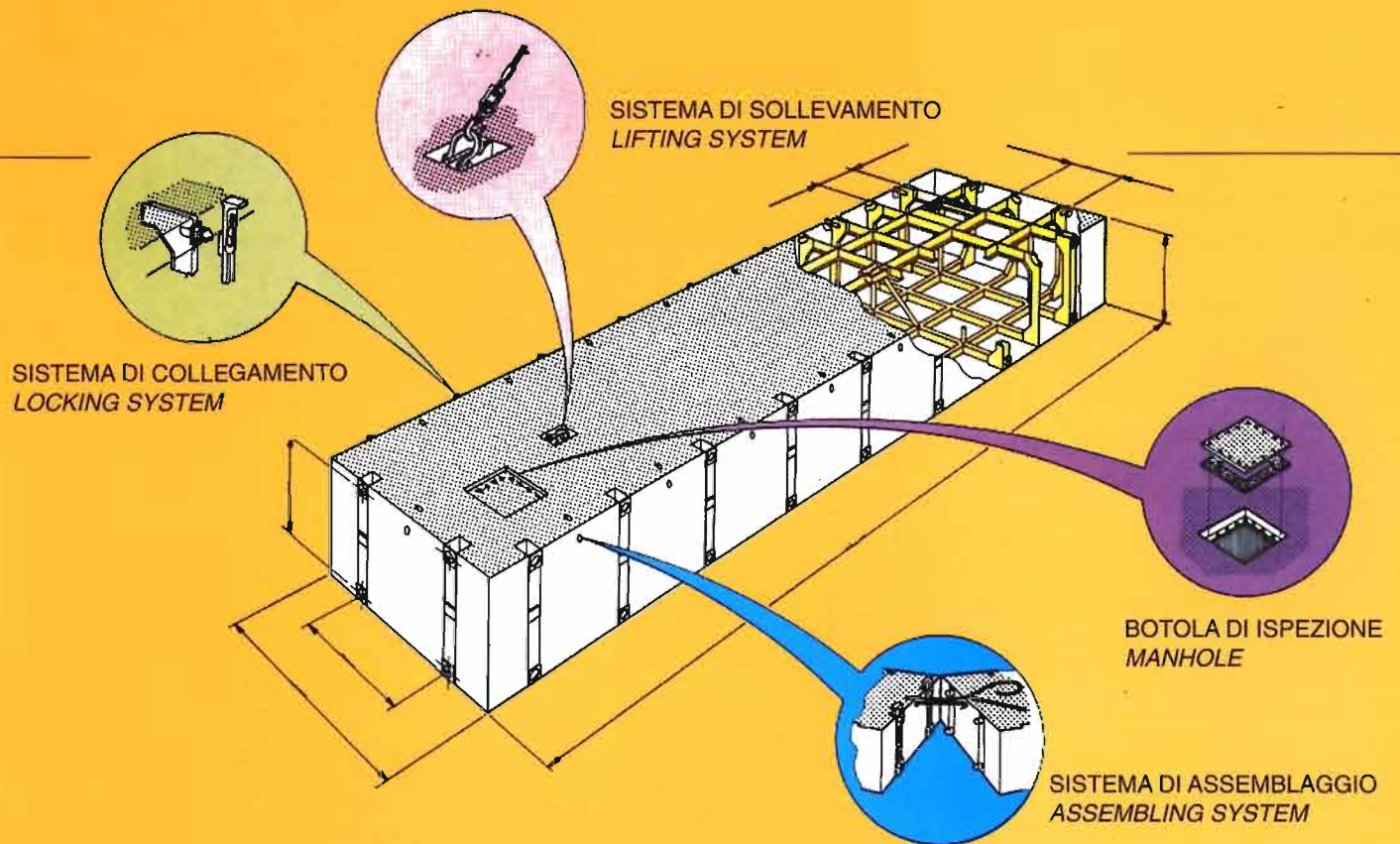


A large, yellow, rectangular container is the central focus of the image. On top of the container, a large, grey crane is mounted. The crane has a long horizontal boom and a vertical mast. The container has several small, dark rectangular openings along its top edge. The background is a clear blue sky. In the distance, there are other industrial structures, including a red crane and a tall, dark, cylindrical tower. The overall scene is an industrial or construction site.

soilmecc ©



Modular Float are manufactured in 4 elements of 3, 6, 9, 12 length, all 3 m wide and 2 m high.

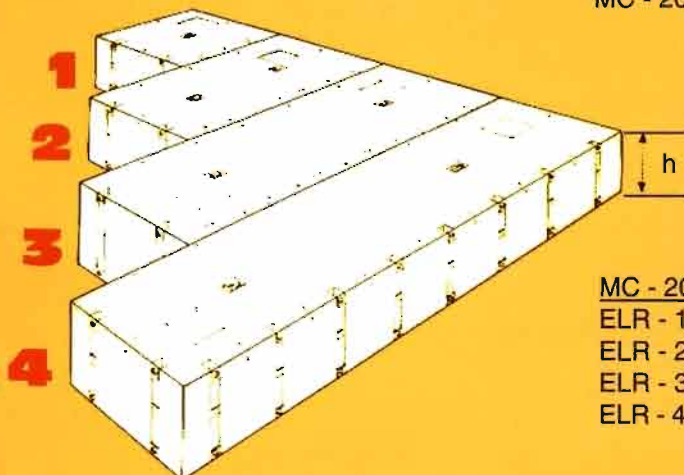
Each element is provided with manholes easily accessible for interior inspection, maintenance and storing of goods of all kinds.

Modular Float carrying structure consisting of a T-shaped frame set is so suitably sized as to have an optimal weight/strength ratio. Our manufacturing process is highly industrialized and therefore can make use of jigs which retain that same durable size indispensable for the interchangeability of the elements and for a modular production. The connecting system of the various modules has been so designed as to resist the stresses that may arise during job applications yet coupling remains extremely easy.

The wide range of floating units or working platforms, possible by combining their elements, leads us to believe that more applications will be found out in the future in connection with the evolution of the demand. The versatility and handiness of our Modular Float have so far allowed to obtain the following possibilities: floating island, self-elevating platforms, lighters, watercraft and so on.

Another main feature is to move elements by sea and even by truck and rail. This has permitted to use Modular Float elements in hardly accessible areas such as lakes among mountains, rivers and marshes by conventional units.

MC - 20 = h 2 m



MC - 20
 ELR - 1/20 M 3x3
 ELR - 2/20 m 3x6
 ELR - 3/20 m 3x9
 ELR - 4/20 m 3x12

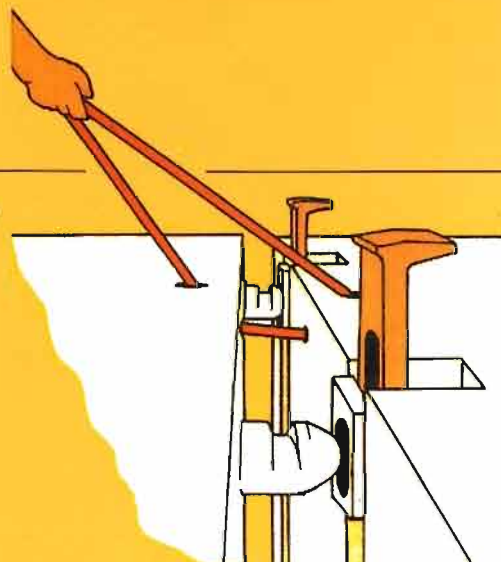
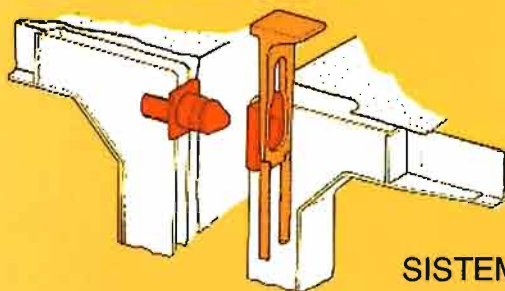
MODULAR FLOAT

Il sistema Modular Float rappresenta la migliore risposta alle necessità sempre diverse, delle imprese operanti nei più disparati settori dell'ingegneria dei lavori marittimi e fluviali.

Infatti le caratteristiche principali di mezzi di galleggiamento da impiegarsi in opere di ingegneria civile, montaggi industriali, attraversamenti fluviali, ecc... sono essenzialmente: versatilità, praticità di impiego, facilità di trasporto, unitamente ad una opportuna robustezza strutturale.

La molteplicità degli utilizzi dei Modular Float, estesa in particolar modo nella realizzazione di piattaforme, pontili, ponti provvisori ferry-boats richiede spesso uno studio preliminare. La SOILMEC mette a disposizione la sua vasta esperienza per assicurare la massima sicurezza e funzionalità degli impianti.

SISTEMA DI COLLEGAMENTO LOCKING SYSTEM



SISTEMA DI ASSEMBLAGGIO ASSEMBLING SYSTEM

MATERIALI IMPIEGATI

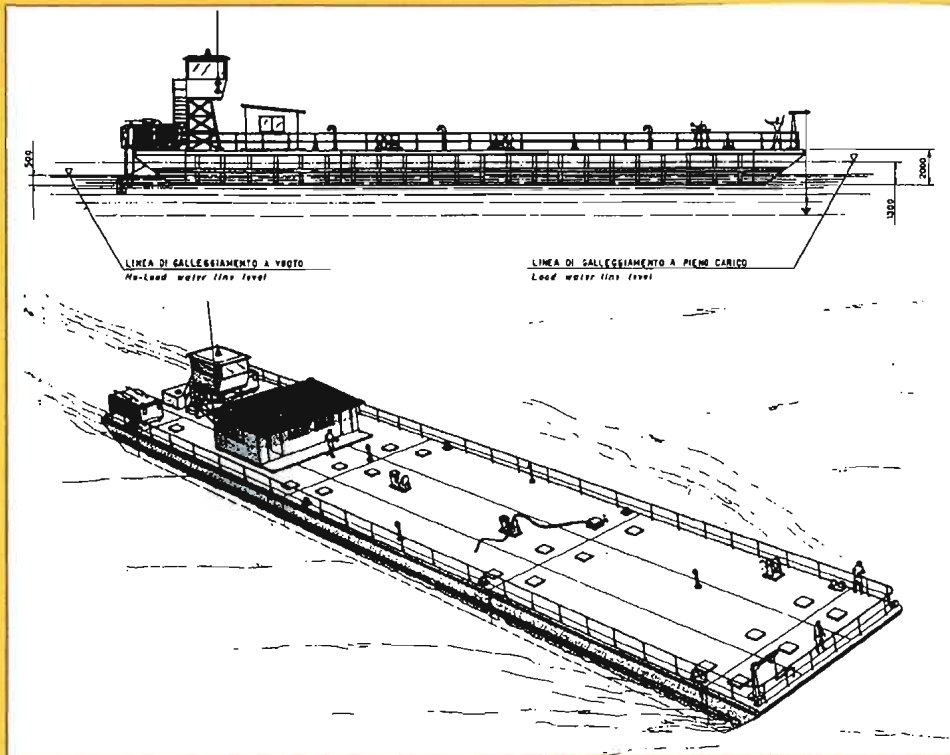
Tutti i componenti utilizzati nella produzione Modular Float sono in acciaio di qualità Fe 42B con certificato di collaudo ad eccezione dei perni di collegamento per i quali è impiegato l'acciaio ad alta resistenza 16 Cr Ni4.

Il piano di lavoro è costituito con lamiere bugnate da 8 mm di spessore per un carico approvato R.I.NA ed A.B.S. uniformemente distribuito in coperta di 6 t/m².

Le pareti laterali ed il fondo sono in lamiera cesoiata rispettivamente dello spessore di 6 e 8 mm.

La linea di produzione dei Modular Float impiega saldatori provvisti di patente rilasciata da R.I.NA, mentre il materiale usato nelle operazioni di saldatura segue strettamente le norme degli enti di approvazione.





Our Modular Float system is the best solution to the ever different problems companies have to solve when engaged in the most various branches of civil engineering involving sea and river works.

Actually, versatility, ease of operation, simplicity in transportation and sturdily built structures are the outstanding features required of the floating units to employ in civil engineering, machine erections, river transportation and so on.

And only SOILMEC Modular Float elements, suitably provided with a wide range of accessories, meet these requirements successfully.

The variety of Modular Float applications designed chiefly for obtaining platforms, emergency bridges, piers, ferry-boats, often requires close attention beforehand. SOILMEC backed by its vast experience, ensures top safety and utter functionality in its production.

MATERIAL EMPLOYED

All components used in producing Modular Float are constructed of Fe 42B quality steel and provided with test certificate except locking pins for which highly resistant steel, type 16 CrNi4, was employed. Working floor of unit deck is made of 8 mm thick plates to support a 6 t/m uniformly distributed load as approved by R.I.N.A and A.B.S.

Outer sides and bottom of units are made with slit plate 6 or 8 mm thick respectively. Modular Float assembly-line welders are all in possession of licence released by R.I.N.A and our material employed in all welding operations closely complies with the rules approved by competent authorities.

The oscillators are complete with a remote control panel, connected to the powerpack of capacity and size adequate to the requirements.



MC 20	Dimensioni in m Size in m			Peso unitario con catenaccio Unitary weight with lock bars	Affondam. per peso proprio Dead weight draft	Capacità di carico (65% d'immersione) Load capacity (65% of draft)	N. sistemi di collegamento N. of joining device		
	lung. length	larg. breadth	altezza height				maschi male	femmine female	
ELR 4/20	12	3	2	Kg 12.690	m 0,35	Kg 32.774	8+2	8+2	
ELR 3/20	9	3	2	9.770	0,36	24.581	6+2	6+2	
ELR 2/20	6	3	2	6.890	0,38	16.387	4+2	4+2	
ELR 1/20	3	3	2	3.850	0,43	8.114	2+2	2+2	
MC 20	Intervallo bloccaggi in mm Locking space in mm		# lamiera mm (fasciame esterno) # of plates mm (outer plating)	Intervallo verticale nervatura Space between vertical ribs			1) Massimo carico autorizzato R.I.N.A. e AMERICAN BUREAU 1) max. load approved by R.I.N.A. e AMERICAN BUREAU t/m ²		
	verticale vertical	orizzontale horizontal		copert. deckloss	fondo bottom	laterale side			
ELR	1.700	1.500	8	8	6	750	6		